

LEADING INNOVATOR OF ECG ELECTRODES



Ambu® Cardiology Catalog

Ambu

AMBU ELECTRODES

04 Portfolio Introduction

- 04 BlueSensor™ Portfolio
- 05 WhiteSensor™ Portfolio
- 06 Ambu electrodes - quality in every aspect
- 07 BlueSensor & WhiteSensor descriptions

08 BlueSensor Key Features

- 08 Offset connector
- 08 Double ring adhesive
- 08 Wet gel
- 08 Ag/AgCl sensor

09 Resting ECG / 12-lead ECG

- 10 BlueSensor SU
- 10 BlueSensor 2300
- 11 WhiteSensor 0315M
- 11 WhiteSensor 0415M
- 11 WhiteSensor 0715M

12 Holter, Event Recording and Long-term Monitoring

- 13 BlueSensor L
- 13 BlueSensor VL
- 13 BlueSensor VLC
- 14 WhiteSensor 4440
- 14 WhiteSensor CMM/1

15 Stress Test

- 16 BlueSensor R
- 16 BlueSensor SP
- 16 BlueSensor T

AMBU ELECTRODES

17 Short-term Monitoring

18	BlueSensor M
18	BlueSensor Q
19	WhiteSensor 4500M
19	WhiteSensor 4500M-H
19	WhiteSensor 4535M
20	WhiteSensor 4841P
20	WhiteSensor 7841P
21	WhiteSensor WS
21	WhiteSensor WS/RT

22 Pediatric/Neonatal Monitoring
















23	BlueSensor BR
23	BlueSensor BRS
23	BlueSensor NF
24	BlueSensor P
24	BlueSensor N
24	WhiteSensor WSP25
24	WhiteSensor WSP30
25	WhiteSensor 4831Q

26 Accessories

26	Skin Fix
27	Skin Prep

28 Ambu Profile















BlueSensor PORTFOLIO

Application	Patient population	Electrode	Image	Size (in mm)	Gel type	Backing Material	Connector
Long-term, Holter, Event	Adult	L		68 x 55	Wet	Microporous	Stud
	Adult	VL		72 x 68	Wet	Microporous	Stud
	Adult	VLC		72 x 68	Wet	Microporous	Stud
Stress, Short-term	Adult	R		57 x 48	Wet	Foam	Stud
	Adult	T		57 x 35	Wet	Foam	Stud
	Adult	SP		42 x 38	Wet	Foam	Stud
Short-term	Adult	Q		53 x 40	Wet	Polymer	Stud
	Adult	M		40 x 34	Wet	Polymer	Stud, A and F
	Pediatric	N		Wired: 30 x 22	Wet	Foam	Stud, A Wired: A and F
	Pediatric	P		40 x 34	Wet	Foam	Stud, A and F
Resting	Adult	BS2300		34 x 23	Solid	Polymer	Tab
	Adult	SU		49 x 33	Wet	Polymer	Tab A
Neonatal	Neonates	BR		28 x 20	Solid	Cloth	K
	Neonates	BRS		16 x 19	Solid	Cloth	K
	Neonates	NF		Wired: 30 x 22	Solid	Cloth	Stud Wired: K

Connectors and fittings




WhiteSensor PORTFOLIO

Application	Patient population	Electrode	Image	Size (in mm)	Gel type	Backing Material	Connector
Long-term	Adult	CMM/1		50 x 50	Solid	Cloth	Stud
	Adult	4440		55 x 55	Wet	Cloth	Graphite Stud
Resting, Long-term	Pediatric	WSP25		32x25	Solid	Foam	Stud
	Adult/Pediatric	WSP30		35 x 30	Solid	Foam	Stud
Short-term	Adult	7841P		42 x 42	Solid	Polymer	Graphite Stud
	Adult	WS		36 x 40	Solid	Foam	Stud
	Adult	WS/RT		36 x 40	Solid	Foam	Graphite Stud
	Adult	4500M		50 x 50	Wet	Foam	Graphite Stud
	Adult	4500M-H		50 x 50	Wet	Foam	Stud
	Adult	4200		28 x 44	Solid	Foam	Stud
	Adult	4535M		32 x 44	Wet	Foam	Stud
	Adult/Pediatric	4831Q		37 x 37	Solid	Foam	Stud
	Adult	4841P		42 x 42	Solid	Foam	Graphite Stud
Resting	Adult	0315M		21 x 35	Solid	Polymer	Tab
	Adult	0415M		23 x 34	Solid	Polymer	Tab
	Adult	0715M		26 x 34	Solid	Polymer	Tab

AMBU ELECTRODES

– QUALITY IN EVERY ASPECT



Highly refined manufacturing processes and quality controls ensure the Ambu electrode quality.

Pioneering and innovating for more than 4 decades

Through more than 40 years of experience with developing and optimizing ECG electrodes, Ambu has become a trusted partner for numerous hospitals, clinics and EMS service providers. We sell more than 800 million electrodes worldwide every year, and we strive to be the epitome of reliability and convenience in every situation.

Since our engineers developed the offset connector more than four decades ago, we have been continuously optimizing our products with unique features based on insights gained through close collaboration with users from all over the world.

A comprehensive range of electrodes

Electrodes need to be easy to use without extensive preparation. They must be equipped with features that ensure patient comfort and ease of use without compromising reliability and signal quality.

Over time, we have gained invaluable experience and understanding, enabling us to create a comprehensive range of electrodes.



Ambu Engineer Jan Rasmussen developed the offset connector more than 40 years ago – its technical advantages are still superior.



Ambu BlueSensor proudly sponsors the Xtreme Everest project, a research mission to find the underlying physiological reasons why some people cope better with low oxygen conditions than others.

The correct placement of electrodes is typically determined by the hospital/physician and/or local protocol/procedures. Images in this catalogue are not meant as placement guidance.

BlueSensor

Ambu has more than 40 years of experience developing single-use electrodes. In 1976, the first Ambu® BlueSensor™ electrode came on the market. Today, BlueSensor offers a wide range of electrodes for various diagnosis and monitoring procedures.

Most BlueSensor electrodes feature offset design an innovation of Ambu, where the connector is strategically placed away from the sensor area. For electrodes with an onset connector, where all electrical components are stacked in the center, the sensor is subjected to both push and pull forces represented by taps on the connector and lead wire pulling, respectively. Offset connector mitigates the impact on signal quality from external forces. Moreover, an offset connector allows the user to connect and disconnect the lead wire without applying pressure to the patient or the sensor area, which reduces the risk of gel spreading and adhesive detachment from skin. In situations where high quality signal is a must, an electrode with offset design is highly recommended.

WhiteSensor

Ambu WhiteSensor electrodes is a broad range of standard electrodes that cover basic needs within ECG.

The electrodes come with different sizes, shapes, gel types and backing materials to meet different needs.

GEL TYPE




Wet gel




Solid gel


BACKING MATERIALS




Cloth backing



Foam backing



Polymer backing



Microporous backing

FEATURES



Double ring adhesive



Silver sensor



Radiolucent

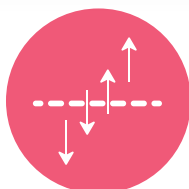


MR Conditional

BENEFITS



Occlusive backing




Breathable backing

BlueSensor KEY FEATURES


OFFSET CONNECTOR

- Mitigates the impact on signal quality from external forces like pulling of lead wires and pressure on electrodes.
- Allows the user to connect and disconnect the lead wire without applying pressure to the patient or the sensor area, which reduces the risk of gel spreading and adhesive detachment from skin.



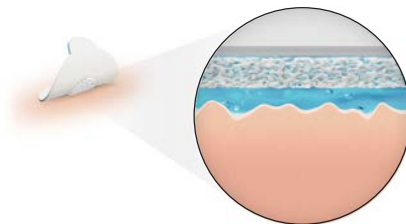
DOUBLE RING ADHESIVE*

- Secures fixture for long-term application and a stable signal throughout the monitoring period.
- The outer ring is for long-term wear, as adhesion increases with time.
- The inner ring on the polymer material “seals” the gel area and ensures a fast adhesion.



WET GEL

- Is highly conductive.
- Optimizes contact between skin and electrode.
- Lowers skin impedance effectively and immediately.



AG/AGCL SENSOR

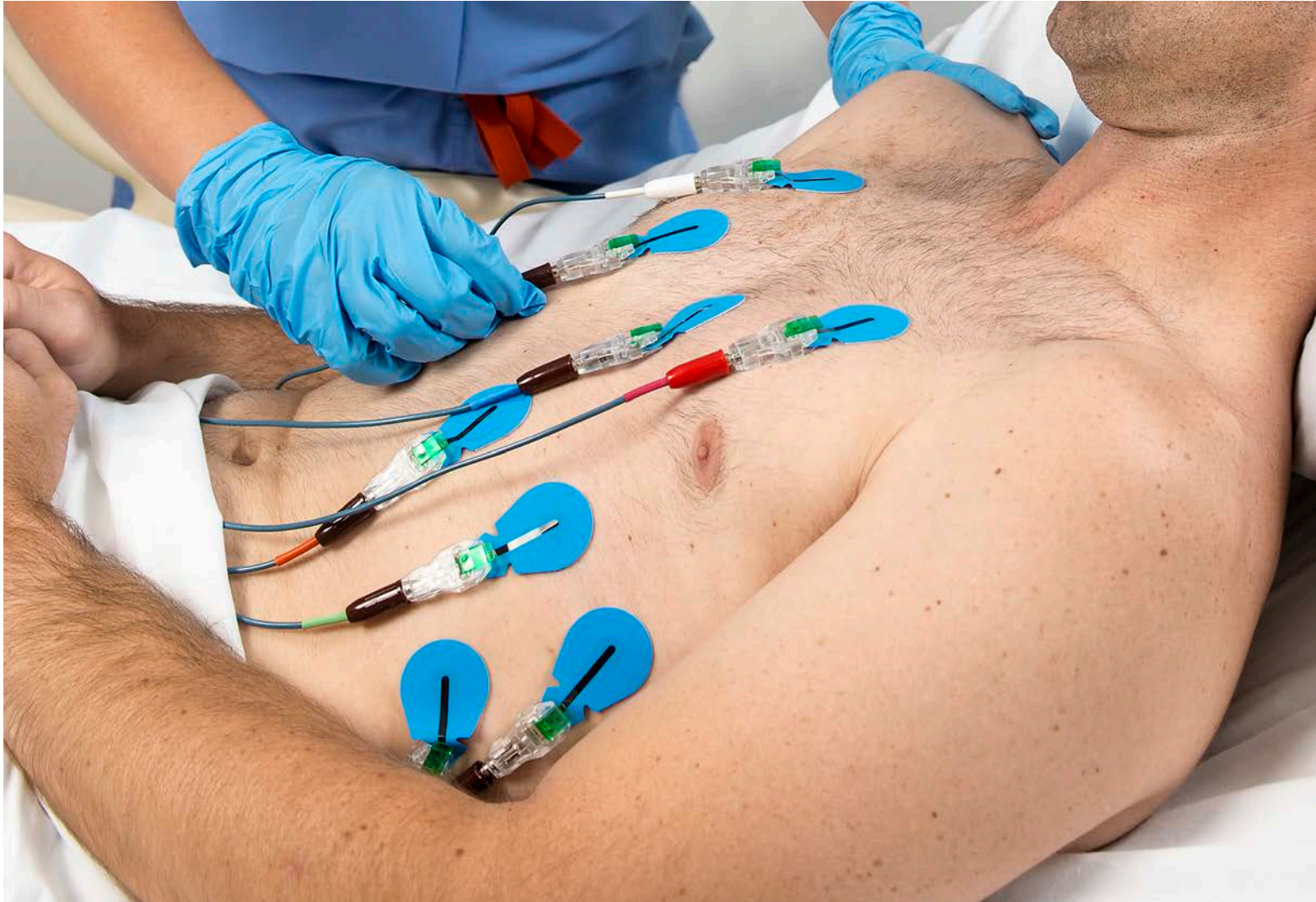
- Is currently (as of March 2024) the gold standard biosensor material for surface electrodes.
- Ensures stable trace quality due to optimized conversion of the signal from biological to electrical.



Use these features effectively.
Scan to see an application video
of the BlueSensor

*Only applicable to long-term electrodes

RESTING ECG/12-LEAD ECG



Ambu offers a broad range of electrodes for ECG resting procedures to meet various hospital needs.

BENEFITS:

- **Stable trace quality**
- **Suitable adhesion**
- **No need for adaptors**

The correct placement of electrodes is typically determined by the hospital/physician and/or local protocol/procedures. Images in this catalogue are not meant as placement guidance.

FEATURES AND BENEFITS:

- Conductive wet gel lowers skin impedance effectively and immediately
- Wet gel optimizes contact between skin and electrode
- Offset connector mitigates the impact on signal quality from external forces like the pulling of lead wires and pressure on electrodes
- Offset connector allows the user to connect and disconnect the lead wire without applying pressure to the patient or the sensor area, which reduces the risk of gel spreading and adhesive detachment from skin
- Occlusive backing material is resistant to fluids
- Ag/AgCl sensor ensures stable signal quality
- The tab version is radiolucent and MR Conditional

BlueSensor SU-00-A



BlueSensor SU-00-C



BlueSensor SU-00-A



Size: 49 x 33 mm

BlueSensor SU-00-C



Size: 49 x 33 mm

24 months shelf life

Reference number	Pcs/liner	Pcs/pack	Packs/box*	Boxes/case
SU-00-A/60**	10	60	10	2
SU-00-C/100	10	100	12	2

FEATURES AND BENEFITS:

- Conductive solid gel
- Convenient in size
- Radiolucent and MR Conditional

BlueSensor 2300



BlueSensor 2300



Size: 34 x 23 mm

24 months shelf life

Reference number	Pcs/liner	Pcs/pack	Packs/box*	Boxes/case
BS-Tab-2300/100	10	100	5	10

*Minimum Order Quantity – Orders can only be placed in whole box quantities

**Item is made-to-order. Please contact your sales representative for more information on lead times.

FEATURES AND BENEFITS:

- Conductive solid gel
- The fish tail tab design reduces electrode lift-offs even if the adaptor kinks
- Radiolucent and MR Conditional

WhiteSensor 0315M, 0415M, 0715M



WhiteSensor 0315M



Size: 21 x 35 mm

WhiteSensor 0415M



Size: 23 x 34 mm

WhiteSensor 0715M



Size: 26 x 34 mm

24 months shelf life

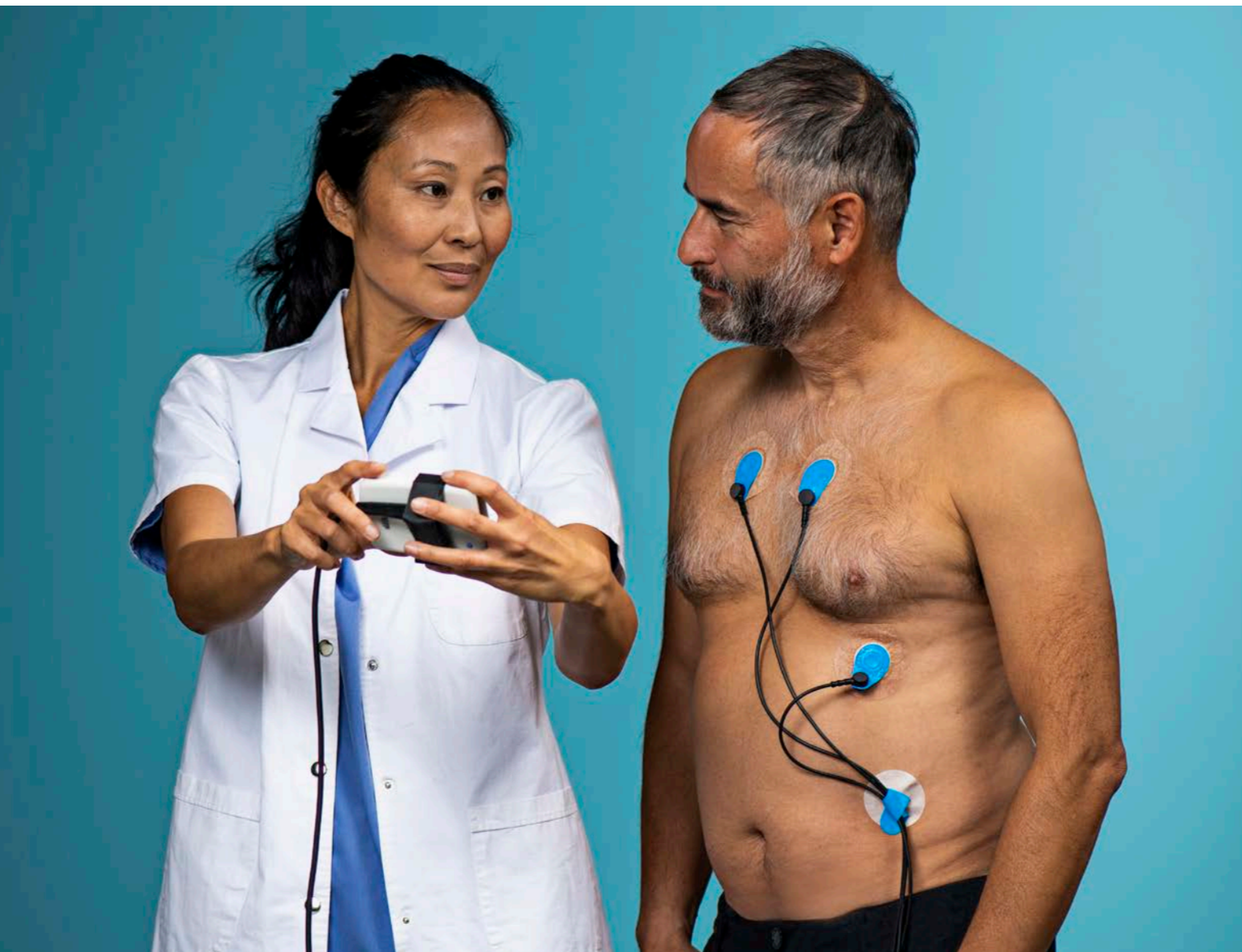
Reference number	Pcs/liner	Pcs/pack	Packs/box*	Boxes/case
0315M	10	100	5	10
0415M	10	100	5	10
0715M	10	100	5	10

*Minimum Order Quantity - Orders can only be placed in whole box quantities



Electrode
Manufacturing

HOLTER, EVENT RECORDING AND LONG-TERM MONITORING



BENEFITS:

- **Stable trace quality**
- **Suitable adhesion**
- **No need for adaptors**

The correct placement of electrodes is typically determined by the hospital/physician and/or local protocol/procedures. Images in this catalogue are not meant as placement guidance.

FEATURES AND BENEFITS:

- Conductive wet gel lowers skin impedance effectively and immediately
- Wet gel optimizes contact between skin and electrode
- Combination of fast and long-term adhesives secures fixation and a stable signal
- Thin microporous backing material allows the skin to breathe
- Offset connector mitigates the impact on signal quality from external forces like the pulling of lead wires and pressure on electrodes
- Offset connector allows the user to connect and disconnect the lead wire without applying pressure to the patient or the sensor area, which reduces the risk of gel spreading and adhesive detachment from skin
- Ag/AgCl sensor ensures stable signal quality

BlueSensor L, VL, VLC



BlueSensor L



Size: 68 x 55 mm

BlueSensor VL



Size: 72 x 68 mm

BlueSensor VLC



Size: 72 x 68 mm

15 months shelf life: BlueSensor VLC

24 months shelf life: BlueSensor L, VL

Reference number	Pcs/liner	Pcs/pack	Packs/box*	Boxes/case
L-00-S/5**	1	5	20	2
L-00-S/25	1	25	100	2

Reference number	Pcs/liner	Pcs/pack	Packs/box*	Boxes/case
VL-00-S/10	1	10	50	2
VL-00-S/25	1	25	20	2

Reference number	Pcs/liner	Pcs/pack	Packs/box*	Boxes/case
VLC-00-S/4	1	4	125	2
VLC-00-S/10	1	10	50	2
VLC-00-S/25	1	25	20	2

*Minimum Order Quantity - Orders can only be placed in whole box quantities

**Item is made-to-order. Please contact your sales representative for more information on lead times.

HOLTER, EVENT RECORDING, AND LONG-TERM MONITORING

FEATURES AND BENEFITS:

- Conductive wet gel supporting stable signal
- Strong high-tech adhesive foam
- Soft cloth backing ensures comfort during application
- Radiolucent and MR Conditional

WhiteSensor 4440



WhiteSensor 4440



Size: 55 mm diameter


24 months shelf life

Reference number	Pcs/liner	Pcs/pack	Packs/box*	Boxes/case
4440**	1	30	10	10
4440/3**	3	3	200	6
4440/5**	5	5	150	6

FEATURES AND BENEFITS:

- Conductive solid gel ensures reliable recordings
- Enhanced adhesion
- Comfortable non-woven cloth backing

WhiteSensor CMM/1



WhiteSensor CMM/1



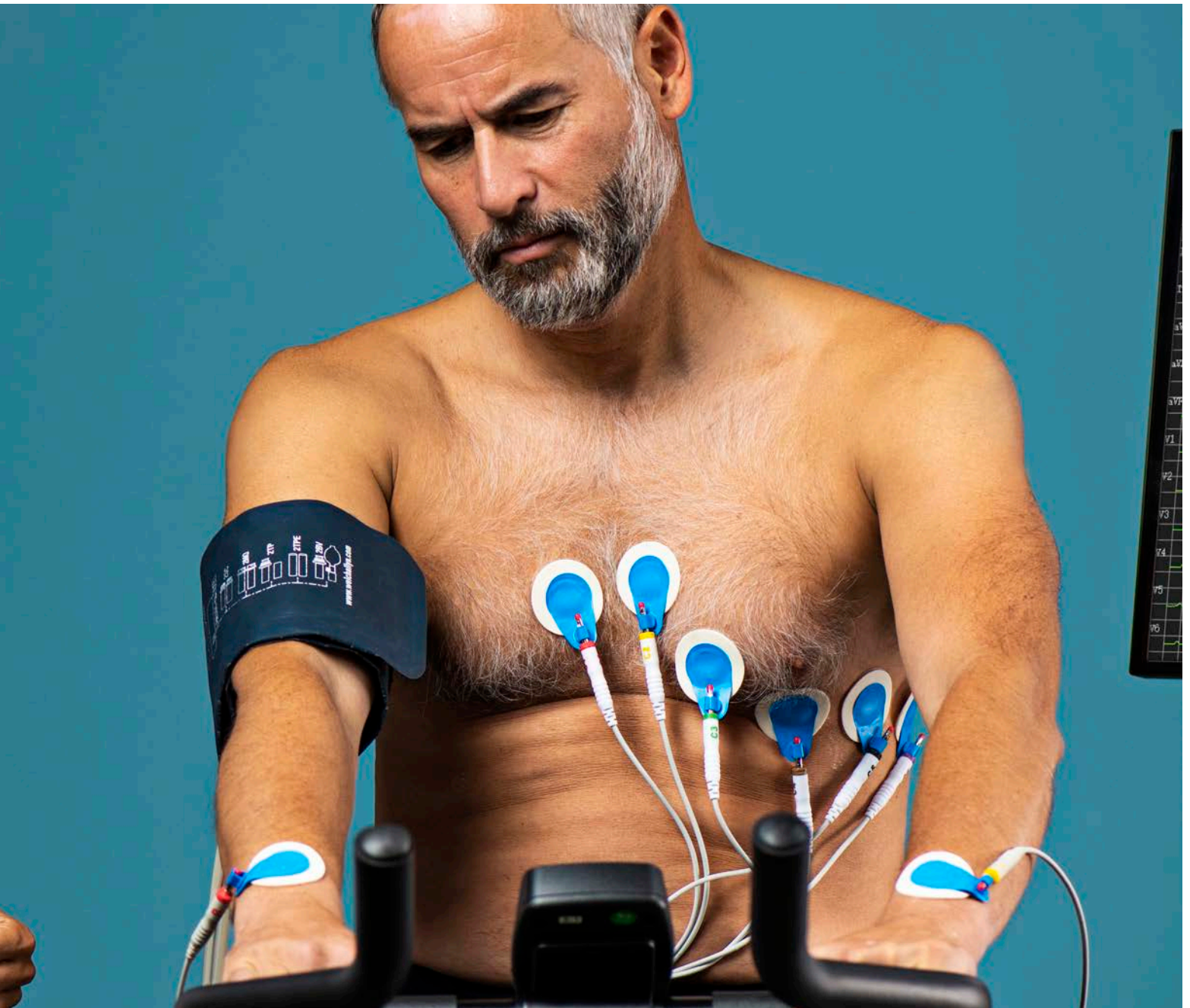
Size: 50 mm diameter

24 months shelf life

Reference number	Pcs/liner	Pcs/pack	Packs/box*	Boxes/case
CMM/1-00-S/30	1	30	40	6

*Minimum Order Quantity - Orders can only be placed in whole box quantities
**Item is made-to-order. Please contact your sales representative for more information on lead times.

STRESS TEST



BENEFITS:

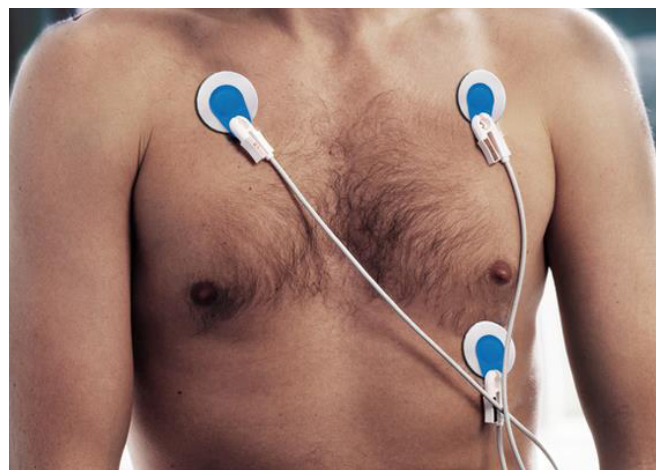
- **Stable trace quality**
- **Suitable adhesion**

The correct placement of electrodes is typically determined by the hospital/physician and/or local protocol/procedures. Images in this catalogue are not meant as placement guidance.

FEATURES AND BENEFITS:

- Conductive wet gel lowers skin impedance effectively and immediately
- Wet gel optimizes contact between skin and electrode
- Adhesive is gentle to the skin
- Offset connector mitigates the impact on signal quality from external forces like the pulling of lead wires and pressure on electrodes
- Offset connector allows the user to connect and disconnect the lead wire without applying pressure to the patient or the sensor area, which reduces the risk of gel spreading and adhesive detachment from skin
- Ag/AgCl sensor ensures stable signal quality

BlueSensor R, SP, T



BlueSensor R



Size: 57 x 48 mm

BlueSensor SP



Size: 42 x 38 mm

BlueSensor T



Size: 57 x 35 mm

24 months shelf life

Reference number	Pcs/liner	Pcs/pack	Packs/box*	Boxes/case
R-00-S/3	1	3	84	2
R-00-S/4	1	4	125	2
R-00-S/5	1	5	100	2
R-00-S/7	1	7	72	2
R-00-S/10	1	10	50	2
R-00-S/25	1	25	20	2

Reference number	Pcs/liner	Pcs/pack	Packs/box*	Boxes/case
SP-00-S/4	1	4	125	2
SP-00-S/10	1	10	100	2
SP-00-S/50	1	50	20	2

Reference number	Pcs/liner	Pcs/pack	Packs/box*	Boxes/case
T-00-S/25	1	25	20	2

*Minimum Order Quantity - Orders can only be placed in whole box quantities

SHORT-TERM MONITORING



BENEFITS:

- **Stable signal quality**
- **Suitable adhesion**
- **Fast and easy to use**

The correct placement of electrodes is typically determined by the hospital/physician and/or local protocol/procedures. Images in this catalogue are not meant as placement guidance.

FEATURES AND BENEFITS:

- Conductive wet gel lowers skin impedance effectively and immediately
- Wet gel optimizes contact between skin and electrode
- Adhesive is suitable for short-term application
- Occlusive backing material is resistant to fluids
- Offset connector mitigates the impact on signal quality from external forces like the pulling of lead wires and pressure on electrodes
- Offset connector allows the user to connect and disconnect the lead wire without applying pressure to the patient or the sensor area, which reduces the risk of gel spreading and adhesive detachment from skin
- Ag/AgCl sensor ensures stable signal quality

BlueSensor M



BlueSensor Q



BlueSensor M



Size: 40 x 34 mm

BlueSensor Q

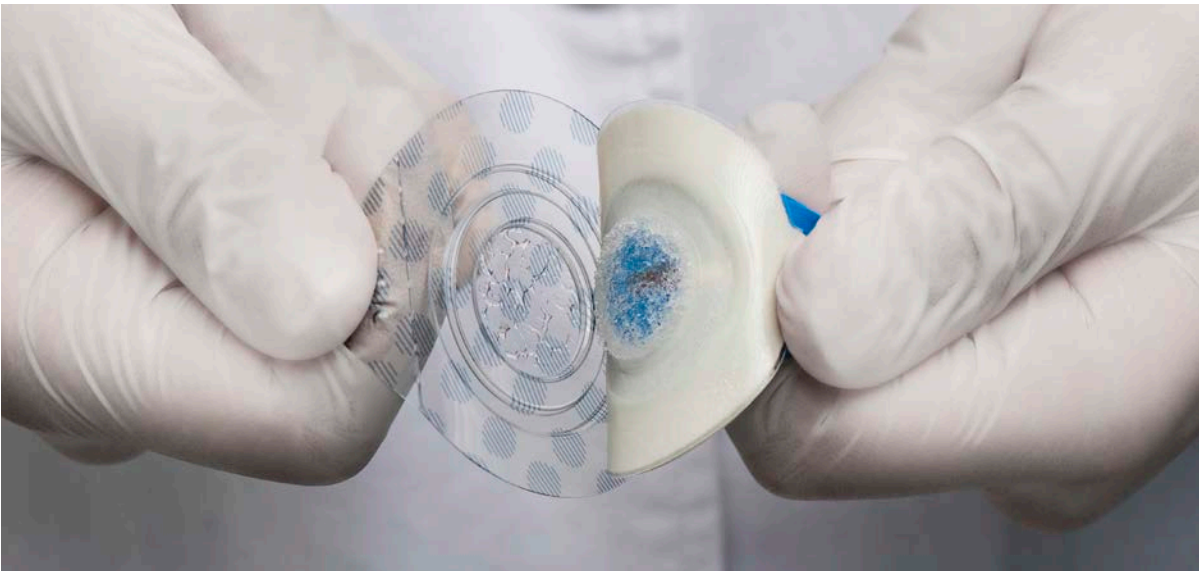


Size: 53.2 x 40 mm

15 months shelf life: BlueSensor M
24 months shelf life: BlueSensor Q

Reference number	Pcs/liner	Pcs/pack	Packs/box*	Boxes/case
M-00-S/50	1	50	20	2
M-00-A/50	1	50	20	2
M-00-F/50	1	50	20	2

Reference number	Pcs/liner	Pcs/pack	Packs/box*	Boxes/case
Q-00-S/25	1	25	20	2



FEATURES AND BENEFITS:

- Highly conductive wet gel
- Enhanced adhesion
- Flexible foam backing
- 4500M is radiolucent and MR Conditional

WhiteSensor 4500M



WhiteSensor 4500M-H, 4535M



WhiteSensor 4500M



Size: 50 mm diameter

WhiteSensor 4500M-H



Size: 50 mm diameter

WhiteSensor 4535M



Size: 32 x 44 mm

24 months shelf life

Reference number	Pcs/liner	Pcs/pack	Packs/box*	Boxes/case
4500M	3	30	10	10
4500M/3**	3	3	200	6
4500M/5**	5	5	150	6
4500M-H	3	60	10	10
4500M-H/3**	3	3	200	6
4500M-H/5**	5	5	150	6
4500M-H/10	5	10	30	10
4535M**	3	60	5	10

*Minimum Order Quantity - Orders can only be placed in whole box quantities

**Item is made-to-order. Please contact your sales representative for more information on lead times.

FEATURES AND BENEFITS:

- Ergonomic leaf shape
- Radiolucent and MR Conditional
- 4841P features flexible foam backing
- 7841P has a clear tape backing which has a high vapor transmission rate and makes the patient's skin visible during monitoring

WhiteSensor 4841P



WhiteSensor 7841P



WhiteSensor 4841P



Size: 42 x 42 mm

WhiteSensor 7841P



Size: 42 x 42 mm

24 months shelf life

Reference number	Pcs/liner	Pcs/pack	Packs/box*	Boxes/case
4841P**	3	60	10	12
7841P**	3	60	10	12
7841P/3**	3	3	200	6
7841P/5	5	5	150	6



*Minimum Order Quantity - Orders can only be placed in whole box quantities
**Item is made-to-order. Please contact your sales representative for more information on lead times.

FEATURES AND BENEFITS:

- Conductive solid gel
- Strong high-tech adhesive foam
- Flexible foam backing
- WS/RT is radiolucent and MR Conditional

WhiteSensor WS



WhiteSensor WS/RT



WhiteSensor WS



Size: 36 x 40 mm

WhiteSensor WS/RT



Size: 36 x 40 mm

24 months shelf life

Reference number	Pcs/liner	Pcs/pack	Packs/box*	Boxes/case
WS-00-S/3	3	3	200	6
WS-00-S/4	4	4	150	6
WS-00-S/5	5	5	120	6
WS-00-S/10	5	10	60	6
WS-00-S/30	1	30	20	12
WS-00-S/50	1	50	12	20
WS-00-S/RT/3**	3	3	200	6
WS-00-S/RT/5**	5	5	200	6
WS-00-S/RT/50	1	50	12	12

*Minimum Order Quantity - Orders can only be placed in whole box quantities

**Item is made-to-order. Please contact your sales representative for more information on lead times.

PEDIATRIC/NEONATAL MONITORING



BENEFITS:

- **Stable trace quality**
- **Suitable adhesion**

The correct placement of electrodes is typically determined by the hospital/physician and/or local protocol/procedures. Images in this catalogue are not meant as placement guidance.

FEATURES AND BENEFITS:

- Skin-friendly solid gel supports the quality of the signal
- Soft cloth backing material allows the skin to breathe
- Extra small sizes fits neonatals
- Radiolucency allows the electrode to remain on the patient during X-ray procedures
- Wired with 1.5 mm or connector

BlueSensor BR, BRS



18 months shelf life

Reference number	Pcs/liner	Pcs/pack	Packs/box*	Boxes/case
BR-50-K/US/3	3	3	200	2
BR-80-K/12**	3	12	50	2

Reference number	Pcs/liner	Pcs/pack	Packs/box*	Boxes/case
BRS-50-K/US/3	3	3	200	2

BlueSensor BR



Size: 28 x 20 mm

BlueSensor BRS



Size: 16 x 19 mm

FEATURES AND BENEFITS:

- Skin-friendly solid gel supports the quality of the signal
- Offset connector mitigates the impact on signal quality from external forces like the pulling of lead wires and pressure on electrodes
- Offset connector allows the user to connect and disconnect the lead wire without applying pressure to the patient or the sensor area, which reduces the risk of gel spreading and adhesive detachment from skin
- Ag/AgCl sensor ensures stable signal quality
- Available with various connectors and color coded lead wires

BlueSensor NF



24 months shelf life

Reference number	Pcs/liner	Pcs/pack	Packs/box*	Boxes/case
NF-00-S/12	3	12	100	2
NF-50-K/3/US	3	3	200	3

BlueSensor NF



Size: 30 x 22 mm

BlueSensor NF-00-S



Size 44.3 x 22 mm

*Minimum Order Quantity - Orders can only be placed in whole box quantities

**Item is made-to-order. Please contact your sales representative for more information on lead times.

FEATURES AND BENEFITS:

- Conductive wet gel lowers skin impedance effectively and immediately
- Wet gel optimizes contact between skin and electrode
- Adhesive is suitable for short-term application
- Adhesive is gentle to the skin
- Offset connector mitigates the impact on signal quality from external forces like the pulling of lead wires and pressure on electrodes
- Offset connector allows the user to connect and disconnect the lead wire without applying pressure to the patient or the sensor area, which reduces the risk of gel spreading and adhesive detachment from skin
- Ag/AgCl sensor ensures stable signal quality

BlueSensor P, N



15 month shelf life: BlueSensor P

12 month shelf life: BlueSensor N

24 month shelf life: BlueSensor N-00-S

Reference number	Pcs/liner	Pcs/pack	Packs/box*	Boxes/case
P-00-S/10	1	10	100	2
P-00-S/50	1	50	20	2

Reference number	Pcs/liner	Pcs/pack	Packs/box*	Boxes/case
N-00-S/25	1	25	40	2
N-10-A/25**	1	25	40	2
N-50-F/25**	1	25	20	2
N-00-A/25	1	25	40	2
N-00-F/25	1	25	40	2
N-10-F/25	1	25	20	2

BlueSensor P



Size 40 x 34 mm

BlueSensor N



Size: 30 x 22 mm

BlueSensor N-00-S



Size: 44 x 22 mm

FEATURES AND BENEFITS:

- Highly conductive solid gel and strong adhesion ensure a stable and secure tracing
- Comfortable and flexible foam backing
- Skin friendly throughout the duration of use <48 h
- Small-sized WSP25 electrode is for pediatric use and small/medium-sized WSP30 electrode is both for children and adults

WhiteSensor WSP25, WSP30



WhiteSensor WSP25



Size: 32 x 25 mm

WhiteSensor WSP30



Size: 35 x 30 mm

Reference number	Pcs/liner	Pcs/pack	Packs/box*	Boxes/case
WSP25-00-S/50**	5	50	12	50
WSP30-00-S/3**	3	3	200	6
WSP30-00-S/5**	5	5	200	6
WSP30-00-S/50**	5	50	12	50

*Minimum Order Quantity - Orders can only be placed in whole box quantities

**Item is Made-to-order. Please contact your sales representative for more information on lead times.

FEATURES AND BENEFITS:

- Ergonomic leaf shape
- Flexible foam backing
- Can be used on both children and adults

WhiteSensor 4841Q



WhiteSensor 4831Q



Size: 37 x 37 mm

24 months shelf life

Reference number	Pcs/liner	Pcs/pack	Packs/box*	Boxes/case
4831Q**	3	60	10	12

*Minimum Order Quantity - Orders can only be placed in whole box quantities

**Item is made-to-order. Please contact your sales representative for more information on




ACCESSORIES

FEATURES AND BENEFITS:

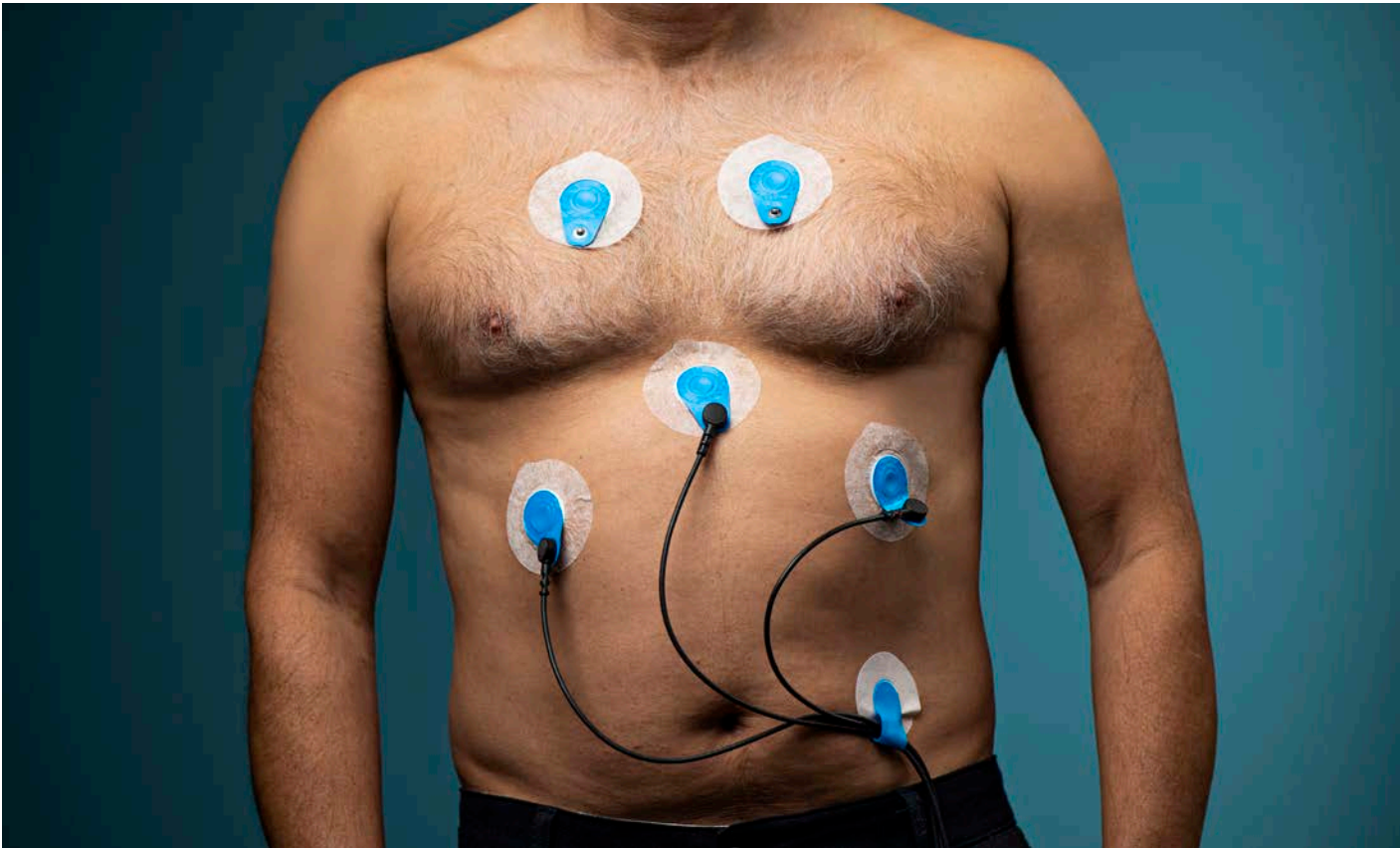
- Secures electrode leadwires on patients during Holter and Stress test
- Reduces movement artifacts on the ECG
- Minimizes the risk of electrodes falling off
- MR Safe
- Adhesive size: 55 mm
- Latex free
- Biocompatible

The correct placement of electrodes is typically determined by the hospital/physician and/or local protocol/procedures. Images in this catalogue are not meant as placement guidance.

Skin Fix



Reference number	Pcs/pack	Packs/box*	Boxes/case
2703/50**	50	10	6



*Minimum Order Quantity - Orders can only be placed in whole box quantities
**Item is made-to-order. Please contact your sales representative for more information on lead times.



FEATURES AND BENEFITS:

- Is used for skin preparation before electrode placement
- Abrasive to reduce skin impedance
- Adhesive on one side
- Small size fits finger tip

Skin Prep



Ref: 2121M

Reference number	Pcs/pack	Packs/box*	Boxes/case
2121M	500	3	10

*Minimum Order Quantity - Orders can only be placed in whole box quantities



A HISTORY OF BREAKTHROUGH IDEAS

Ambu has been bringing the solutions of the future to life since 1937. Today, millions of patients and healthcare professionals worldwide depend on the efficiency, safety and performance of our single-use endoscopy, anaesthesia, and patient monitoring solutions.

The manifestations of our efforts have ranged from early innovations like the Ambu® Bag™ resuscitator and the Ambu BlueSensor electrodes to our newest landmark solutions like the Ambu aScope - the world's first single-use flexible endoscope. Moreover, we continuously look to the future with a commitment to deliver innovative quality products that have a positive impact on your work.

Headquartered near Copenhagen in Denmark, Ambu employs approximately 4,500 people in Europe, North America and the Asia Pacific.

Ambu takes environmental issues seriously

Some of the greenest companies in the world are based in Denmark, and Ambu is inspired by this tradition.

Ambu environmental targets by 2025: All packaging will be recyclable, reusable or compostable; 50% reduction of carbon emissions compared to 2019 baseline; 95% PVC-free for products released after 2025.

For more information, please visit
ambuUSA.com/cardiology

Ambu, Inc.
6721 Columbia Gateway Drive
Suite 200
Columbia, MD 21046
Tel. 800 262 8462
Fax 800 262 8673
ambuUSA.com

US: Rx only